



PS10/15CB

Counterbalance AGV


- Counterbalanced AGV Specialized Body with Modular Design.
- Equipped with a vertical all-AC drive system, more energy-efficient, and maintenance-free.
- Lifting Height up to 2.9 Meters.
- Designed in compliance with CE certification standards.




Rated Load
1000/1500kg



Lifting Height
2900mm



Supports 5G
Network



Lithium Battery
24V 250Ah



Navigation Method: Laser & SLAM Navigation

Vehicle Weight: 2200kg

Dimensions: 2788mm*1108mm*2190mm

Aisle Width: 3900mm

Rated Load: 1000/1500kg

Lifting Height: 2900mm

Travel Speed: ≤1.5m/s

Parking Precision: ±10mm

Battery Capacity: 24V 250Ah

| Type | PS10CB | Type | PS15CB |
|------|--------|------|---------|
| Mast | 2900mm | Mast | 2900 mm |

| h3 (mm) | Q (kg) | | |
|---------|--------|--|--|
| | | | |
| | | | |
| | | | |
| | | | |
| | | | |
| | | | |
| | | | |
| | | | |
| 2900 | 1000 | | |

| h3 (mm) | Q (kg) | | |
|---------|--------|--|--|
| | | | |
| | | | |
| | | | |
| | | | |
| | | | |
| | | | |
| | | | |
| | | | |
| 2900 | 1500 | | |

| c(mm) | 600 | | |
|-------|-----|--|--|
|-------|-----|--|--|

| c(mm) | 600 | | |
|-------|-----|--|--|
|-------|-----|--|--|